





Placing	Team / Rider Name	Total	1	2	3	4	5	6	7	8	9	10	11	12	13	14	15	16	17	18	19	20	21	22	23	24	25
1	 Australia	64	3	3	7	9	12	15	15	18	22	24	25	26	29	32	36	40	40	44	47	51	53	55	58	60	64
	(1) Todd Wiltshire	13	3					3					1				4				2						
	(2) Jason Lyons	3		T					0					1					X				2				
	(3) Leigh Adams	17			4					3					3					4					3		
	(4) Jason Crump	14				2					4					3					3					2	
	(5) Ryan Sullivan	17						3					2				4					4					4
2	 Denmark	58	2	2	4	4	6	10	14	16	16	17	23	26	30	32	34	34	36	38	40	41	44	47	51	55	58
	(1) Nicki Pedersen	14	2							2					2			2						3			3
	(2) Ronni Pedersen	7		X							0					2			2			3					
	(3) Charlie Gjedde	5			2							1	-								2			-			
	(4) Hans N. Andersen	12				0		4						3								1			4		
	(5) Bjarne Pedersen	20						2		4				6J		4			0								4
3	 Sweden	54	1	4	7	10	14	16	19	20	22	25	27	27	29	29	30	33	36	37	37	43	44	48	49	52	54
	(1) Tony Rickardsson	15	1								2			2								6J		4			
	(2) Niklas Klingberg	10		3								3				E	3								1		
	(3) Peter Karlsson	13			3			2									1		3				1			3	
	(4) Mikael Karlsson	11				3				3			2							1							2
	(5) Stefan Andersson	5						4			1				0						E		-				
4	 Poland	48	0	4	4	8	9	9	11	15	18	22	26	30	31	32	35	36	37	37	38	40	44	46	46	47	48
	(1) Piotr Protasiewicz	6	0						2								3				1				E		
	(2) Tomasz Gollob	17		4						4			4									2		2J		1	
	(3) Krzysztof Cegielski	9			0						3			4				1									1
	(4) Jarosław Hampel	14				4						4			1				1				4				
	(5) Grzegorz Walasek	2						1	0							1					0				-		
5	 Czech Republic	36	4	6	7	8	8	9	10	10	11	11	11	13	13	17	17	19	27	30	34	34	34	34	36	36	36
	(1) Aleš Dryml, Jr.	13	4									0		2						3	4					0	
	(2) Tomáš Topinka	3		2				1							0							-					0
	(3) Lukáš Dryml	14			1					1						4			8J			E	0				
	(4) Bohumil Brhel	5				1					T						E	2						-	2		
	(5) Antonín Kasper, Jr.	1						0				1	0								-			0	-		
Placing	Team / Rider Name	Total	1	2	3	4	5	6	7	8	9	10	11	12	13	14	15	16	17	18	19	20	21	22	23	24	25