





Placing	Team / Rider Name	Total	1	2	3	4	5	6	7	8	9	10	11	12	13	14	15	16	17	18	19	20	21	22	23	24	25	
1	 Denmark	45	0	3	4	7	9	12	15	15	16	18	21	23	23	26	27	29	31	31	32	33	34	37	40	42	45	
	(1) Niels Kristian Iversen	5	0								1				0							1		3				
	(2) Nicki Pedersen	13		3								2				3		2						3				
	(3) Bjarne Pedersen	9			1			3									1		2							2		
	(4) Hans N. Andersen (c)	12				3			3				3							X							3	
	(5) Charlie Gjedde	6						2			0				2							1		1				
2	 Sweden	37	3	5	7	8	9	10	10	13	16	16	17	17	18	20	20	22	25	26	26	26	29	31	33	36	37	
	(1) Andreas Jonsson (c)	14	3							3						2		2	3								1	
	(2) Antonio Lindbäck	11		2							3						0			1			3		2			
	(3) Fredrik Lindgren	5			2							0	1									0			2			
	(4) Mikael Max	2				1		1						0									0			-		
	(5) Peter Karlsson	5					1		0						1			-									3	
Placing	Team / Rider Name	Total	1	2	3	4	5	6	7	8	9	10	11	12	13	14	15	16	17	18	19	20	21	22	23	24	25	
3	 Great Britain	36	2	3	6	6	6	6	7	8	8	9	11	14	18	18	20	23	23	26	28	30	32	33	33	34	36	
	(1) Lee Richardson	7	2						1								2					2			0			
	(2) Mark Loram	7		1						1			2										2				1	
	(3) Scott Nicholls (c)	15			3							0			3	4J		3									2	
	(4) Chris Louis	3				0							1			-				0				2				
	(5) Chris Harris	4						0	0								0				3				1			
4	 Australia	35	1	1	1	3	6	8	10	12	14	17	17	18	21	22	25	25	26	28	31	34	34	34	34	35	35	35
	(1) Travis McGowan	3	1					2					0					0						X				
	(2) Ryan Sullivan	4		0					2					1					1						0			
	(3) Todd Wiltshire	8			0					2					3					2						1		
	(4) Leigh Adams (c)	8				2						2				1					3					0		
	(5) Jason Crump	12					3						3				3					3					FJ	
Placing	Team / Rider Name	Total	1	2	3	4	5	6	7	8	9	10	11	12	13	14	15	16	17	18	19	20	21	22	23	24	25	